



V.Yu. Podmarkov, N.R. Arzumanov  
Central Gas Control Department of OAO "Gazprom"

Reliability of gas supplies – one of basic tasks of Gazprom



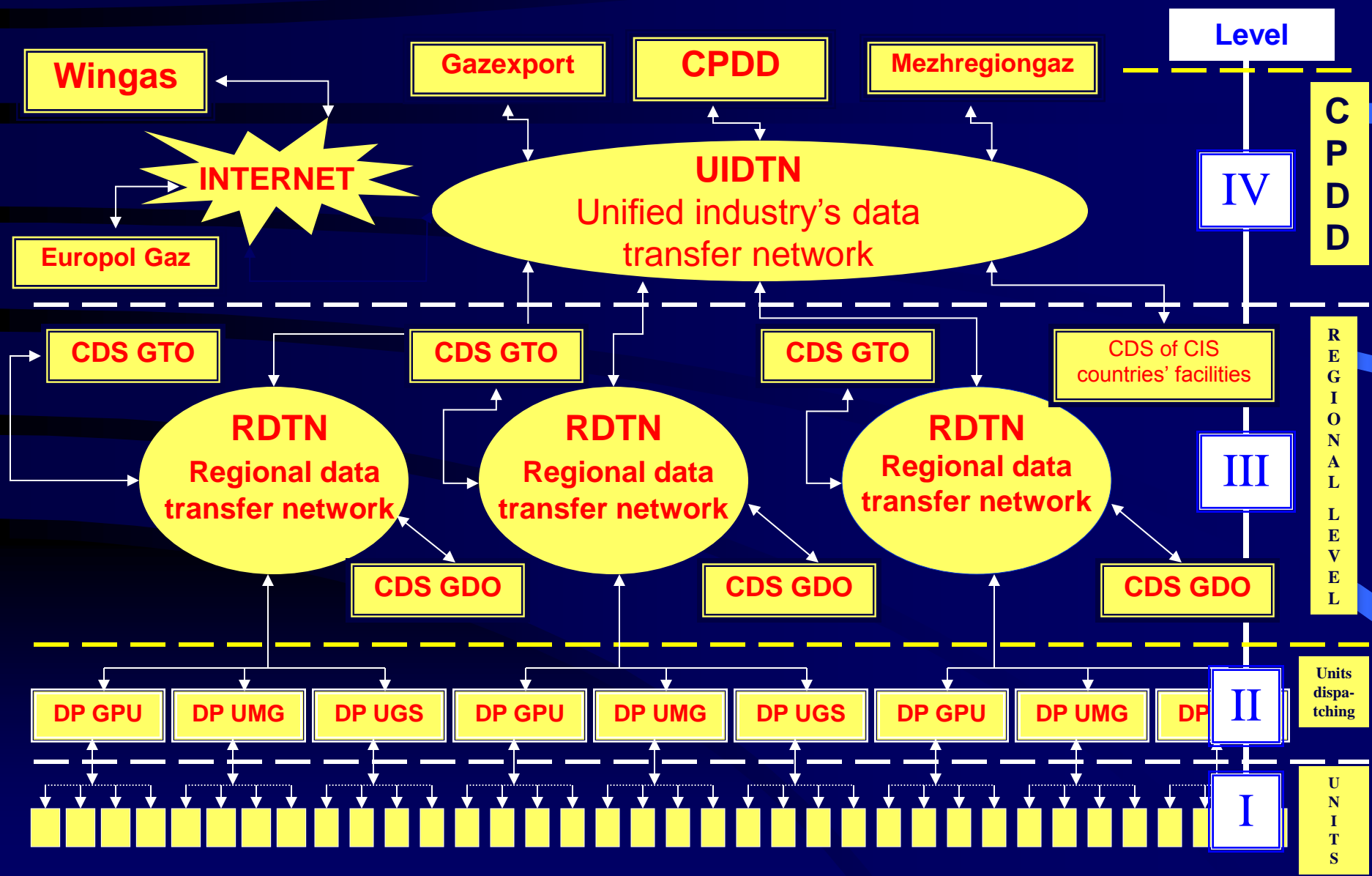
# The Unified Gas Supply System



# The gas industry objects

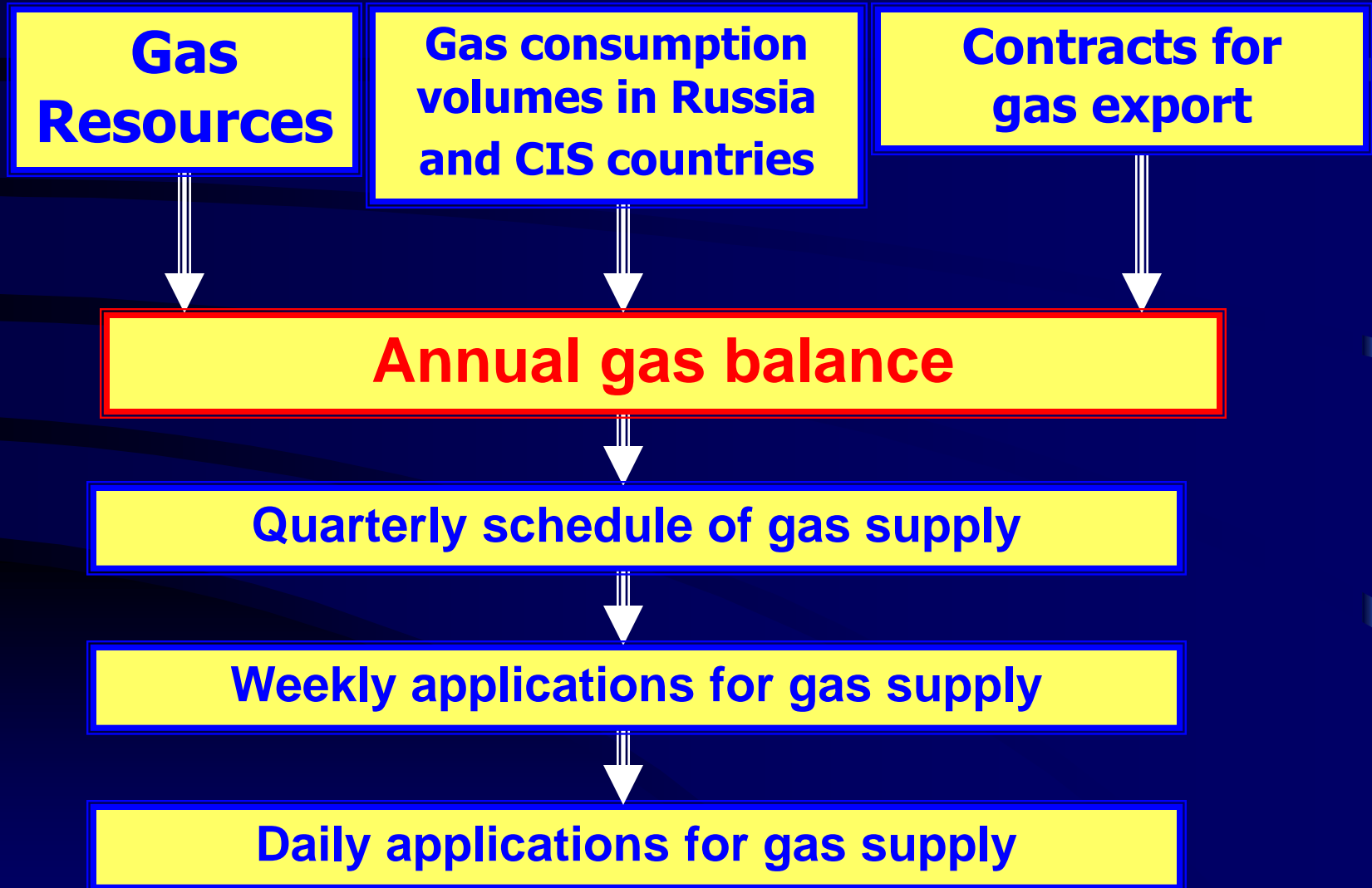
- 24 regional gas companies engaged in gas production and transportation
- 154 thousand km of long-distance gas pipelines and branches
- 263 compressor stations
- 706 compressor rooms
- 24 underground gas storage facilities
- 3,5 thousand gas distribution stations
- 380 thousand people of Gazprom's personnel

# Chart of control interaction





# Gas balance



# North-European gas pipeline





# Development of gas supply system in West Siberia and Far East



# Foreign control centers of Gazprom

**Balkan Center**  
(Sofia, Bulgaria)



BULGARIA  
RUMANIA  
MACEDONIA  
GREECE  
TURKEY

**European Center**  
(Berlin, Germany)



POLAND  
CZECHIA  
SLOVAKIA  
HUNGARY  
GERMANY  
FRANCE  
ITALY  
and other European  
countries



# Dispatching hall




# Fragment of operational data

Украина: Поступление газа

5. 6. 2001

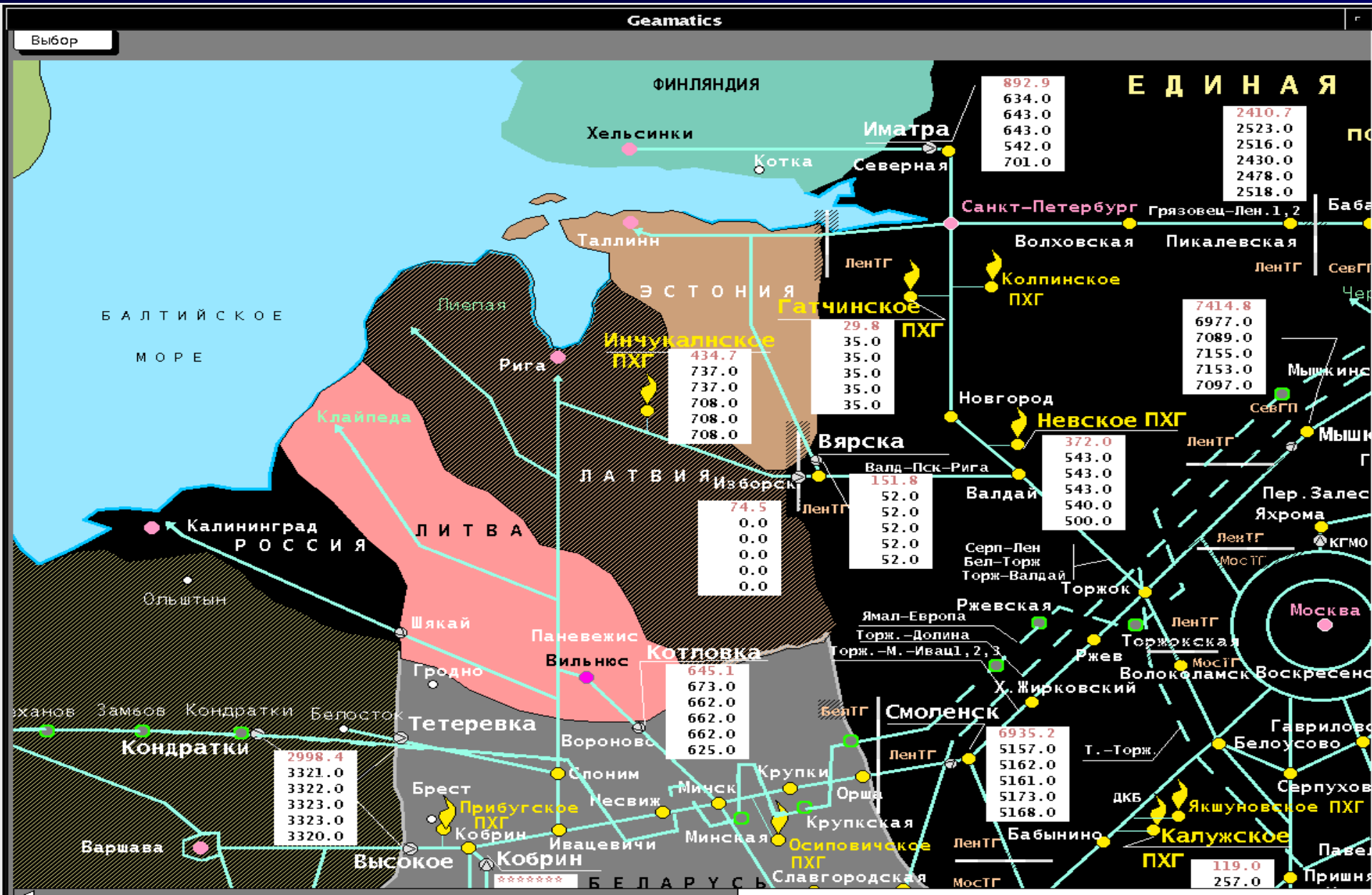
часы суток	Всего Украине	ГИС Суджа									
		Всего	Прогресс, Уренгой-Ужгород, Елец-Кременчуг-Кривой Рог						Елец-Курск-Киев		
	Всего D1400		Прогресс		Уренгой-Ужгород		Елец-Кремен- -Кривой Рог		Елец-Курск-Дикан		
	план 448923.0 факт *****		факт 191428.0	план ***** факт 49318.0	план ***** факт 73149.0	план ***** факт 68961.0	план ***** факт *****				
	Q (т м3/час)	Q (т м3/час)	Q (т м3/час)	Р	Q	Р	Q	Р	Q	Р	Q (т м3/час)
8	*****	9507.0	7838.0	63.1	2006.0	59.3	3002.0	59.2	2830.0	45.4	1669.0
10	*****	9443.0	7780.0	62.9	1985.0	59.1	2982.0	59.0	2813.0	45.4	1663.0
12	26219.0	9408.0	7750.0	62.6	1980.0	58.9	2969.0	58.8	2801.0	45.4	1658.0
14	*****	9186.0	7548.0	64.7	1666.0	59.4	3030.0	59.3	2852.0	45.2	1638.0

часы суток	КС Сумы			КС Ромны											
	Елец-Курск- -Диканька			Прогресс			Уренгой-Ужгор			Елец-Кремен -Кривой Рог			Елец-Курск- -Киев		
	10 STD-4000			3 ГТН-25			3 ГТК-25И			7 ГПУ-10			6 ГТН-6		
	P1	P2	n	P1	P2	n	P1	P2	n	P1	P2	n	P1	P2	n
8	****	****	***	****	****	***	****	****	***	****	****	***	****	****	***
10	42.5	51.9	0	60.5	60.5	0	53.7	73.5	2	53.4	53.4	0	42.5	51.9	2
12	42.5	51.9	0	63.5	63.5	0	53.8	74.0	2	53.4	53.4	0	42.5	51.9	2



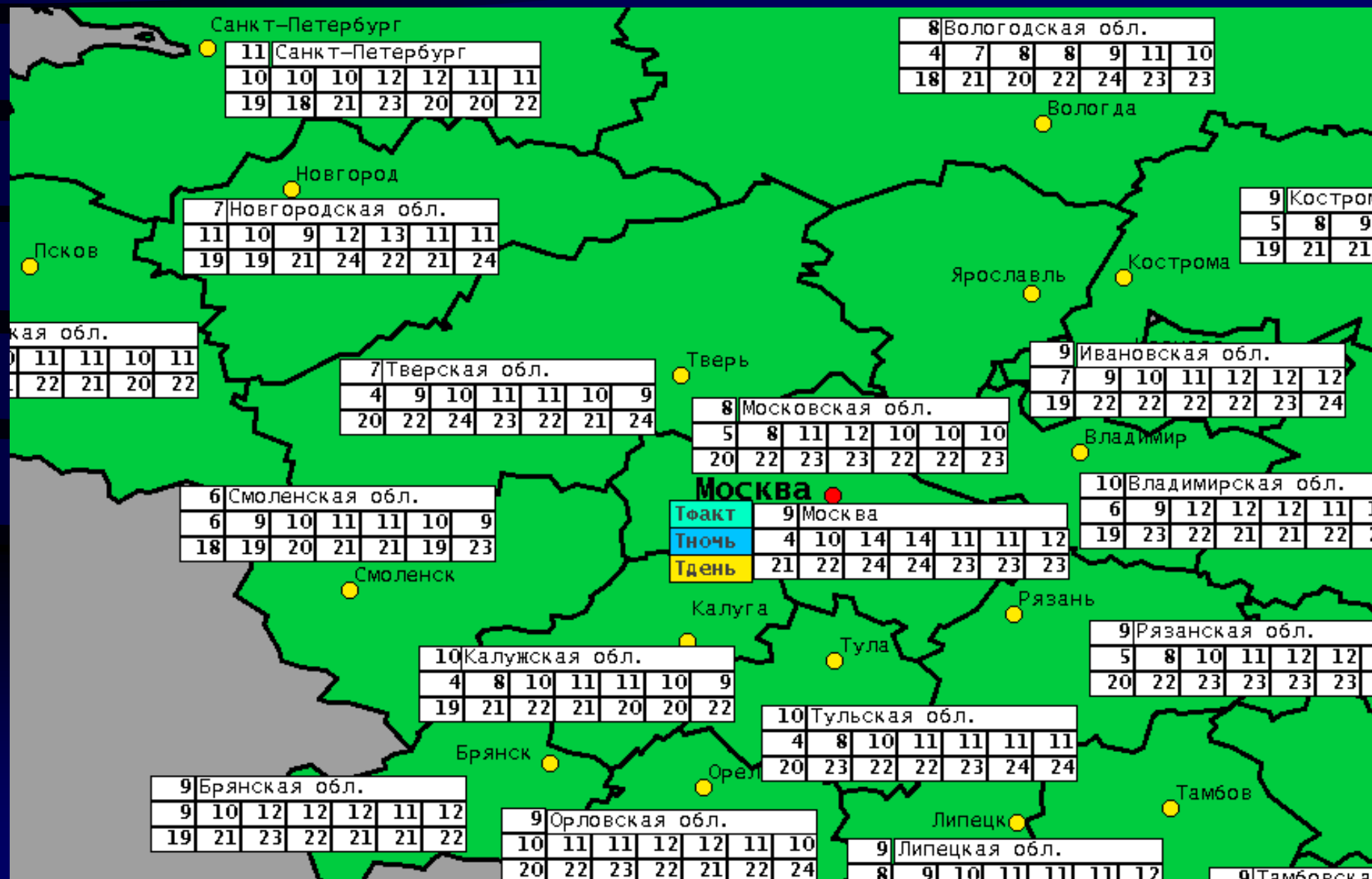


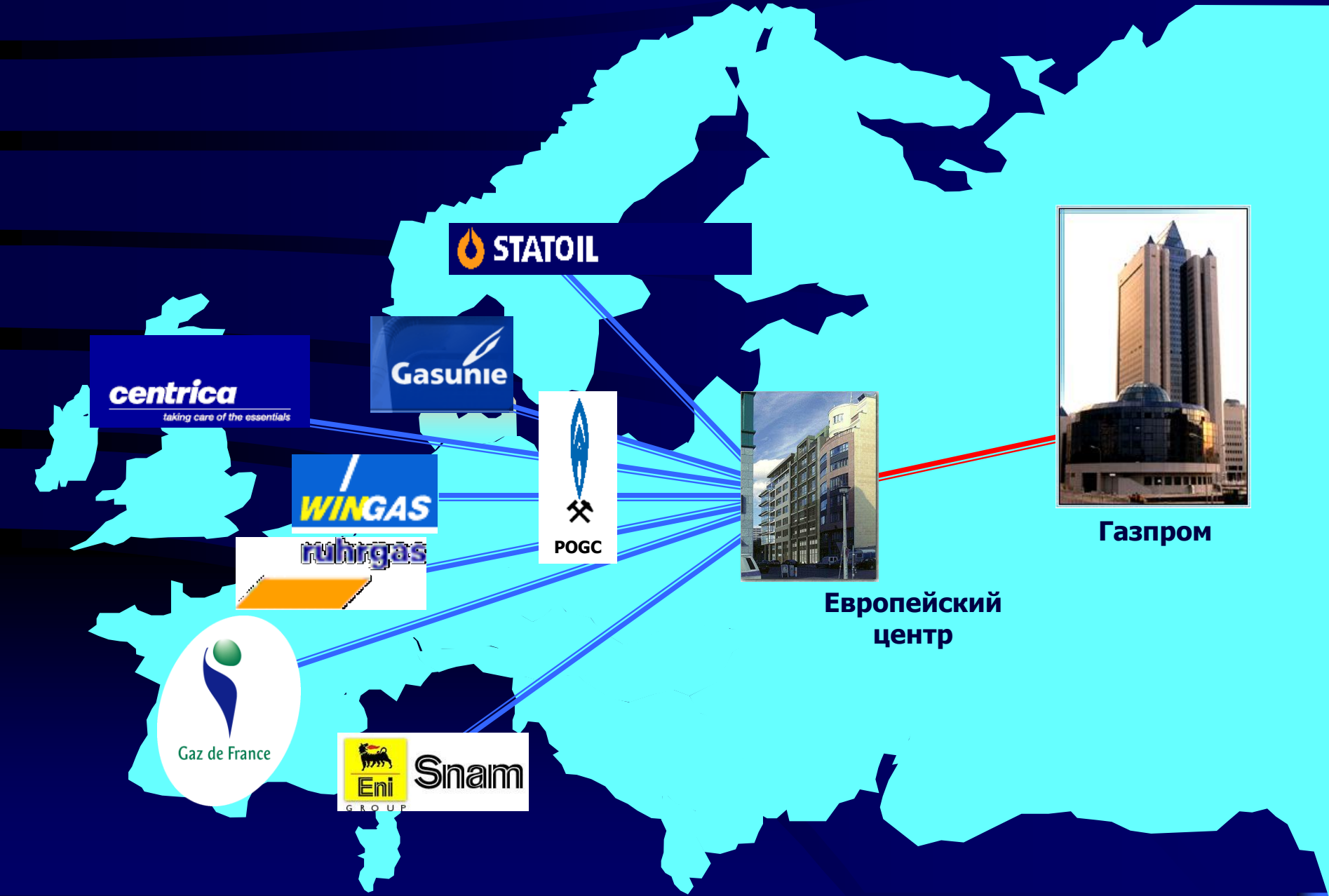
# Fragments of the flow chart





# Fragment of a map with the temperature forecast





# Gas pipeline "Blue Stream"







# Gazprom – Reliable partner

